


KeraCore™



Product Name: KeraCore™ Micro (HS/DA/μ)

All data in this specification is for guide purposes only.

Property	Units	Value
Material	%	99% alumina, dense
Thickness	mm	1.0
Available Dimensions	mm	1 – 20 (cut to size)
Shape Restrictions		Any planar shape
Closed porosity	%	<3.0
Volume density	g/cm ²	3,6-3,9
Tensile strength	MPa	>300
Modulus of elasticity	GPa	350
Coefficient of thermal expansion	10 ⁻⁶ K	8
Thermal conductivity	W/mK	32
Heat capacity	J/gK	0.9
Bulk resistivity	Ωcm	>10 ¹²
Dielectric constant (relative)		6-8
Dielectric loss factor	10 ⁻⁴	< 5
Dielectric Strength	10 ⁶ V/m	>12
Maximum Operating Temperature	°C	1200
Minimum Supply Quantity		100


Date Issued: 30th November 2012



Brobekkveien 104 A
NO – 0582 Oslo, Norway
www.keranor.no +47-22 88 13 20

We reserve the right to change this specification to comply with health and safety and best practice.
Please ensure that the most recent update specification is used

KeraCore™



Product Name: KeraCore™ HS/DA/1

All data in this specification is for guide purposes only.

Property	Units	Value
Material	%	99% alumina, dense
Thickness	mm	1.0
Available Dimensions	mm	10 – 300 (cut to size)
Shape Restrictions		Any planar shape
Closed porosity	%	<3.0
Volume density	g/cm ³	3,6-3,9
Tensile strength	MPa	>300
Modulus of elasticity	GPa	350
Coefficient of thermal expansion	10 ⁻⁶ K	8
Thermal conductivity	W/mK	32
Heat capacity	J/gK	0.9
Bulk resistivity	Ωcm	>10 ¹²
Dielectric constant (relative)		6-8
Dielectric loss factor	10 ⁻⁴	< 5
Dielectric Strength	10 ⁶ V/m	>12
Maximum Operating Temperature	°C	1200
Minimum Supply Quantity		50


Date Issued: 30th November 2012



Brobekkveien 104 A
NO – 0582 Oslo, Norway
www.keranor.no +47-22 88 13 20

We reserve the right to change this specification to comply with health and safety and best practice.
Please ensure that the most recent update specification is used

KeraCore™



Product Name: KeraCore™ HS/DA/2

All data in this specification is for guide purposes only.

Property	Units	Value
Material	%	99% alumina, dense
Thickness	mm	2.0
Available Dimensions	mm	10 – 300 (cut to size)
Shape Restrictions		Any planar shape
Closed porosity	%	<3.0
Volume density	g/cm ³	3,6-3,9
Tensile strength	MPa	>300
Modulus of elasticity	GPa	350
Coefficient of thermal expansion	10 ⁻⁶ K	8
Thermal conductivity	W/mK	32
Heat capacity	J/gK	0.9
Bulk resistivity	Ωcm	>10 ¹²
Dielectric constant (relative)		6-8
Dielectric loss factor	10 ⁻⁴	< 5
Dielectric Strength	10 ⁶ V/m	>12
Maximum Operating Temperature	°C	1200
Minimum Supply Quantity		50


Date Issued: 30th November 2012



Brobekkveien 104 A
NO – 0582 Oslo, Norway
www.keranor.no +47-22 88 13 20

We reserve the right to change this specification to comply with health and safety and best practice.
Please ensure that the most recent update specification is used

KeraCore™



Product Name: KeraCore™ HS/DA/3

All data in this specification is for guide purposes only.

Property	Units	Value
Material	%	99% alumina, dense
Thickness	mm	3.0
Available Dimensions	mm	10 – 300 (cut to size)
Shape Restrictions		Any planar shape
Closed porosity	%	<3.0
Volume density	g/cm ³	3,6-3,9
Tensile strength	MPa	>300
Modulus of elasticity	GPa	350
Coefficient of thermal expansion	10 ⁻⁶ K	8
Thermal conductivity	W/mK	32
Heat capacity	J/gK	0.9
Bulk resistivity	Ωcm	>10 ¹²
Dielectric constant (relative)		6-8
Dielectric loss factor	10 ⁻⁴	< 5
Dielectric Strength	10 ⁶ V/m	>12
Maximum Operating Temperature	°C	1200
Minimum Supply Quantity		50


Date Issued: 30th November 2012



Brobekkveien 104 A
NO – 0582 Oslo, Norway
www.keranor.no +47-22 88 13 20

We reserve the right to change this specification to comply with health and safety and best practice.
Please ensure that the most recent update specification is used

KeraCore™



Product Name: KeraCore™ HS/PA/1

All data in this specification is for guide purposes only.

Property	Units	Value
Material	%	96% alumina, porous
Thickness	mm	1.0
Available Dimensions	mm	10 – 300 (cut to size)
Shape Restrictions		Any planar shape
Open porosity	%	15-25
Volume density	g/cm ²	3,0 – 3,4
Tensile strength	MPa	160
Modulus of elasticity	GPa	250
Coefficient of thermal expansion	10 ⁻⁶ K	8
Thermal conductivity	W/mK	22
Heat capacity	J/gK	0.7
Bulk resistivity	Ωcm	>10 ¹²
Dielectric constant (relative)		6-8
Dielectric loss factor	10 ⁻⁴	< 5
Dielectric Strength	10 ⁶ V/m	>12
Maximum Operating Temperature	°C	1200
Minimum Supply Quantity		50


Date Issued: 30th November 2012



Brobekkveien 104 A
NO – 0582 Oslo, Norway
www.keranor.no +47-22 88 13 20

We reserve the right to change this specification to comply with health and safety and best practice.
Please ensure that the most recent update specification is used

KeraCore™



Product Name: KeraCore™ HS/PA/2

All data in this specification is for guide purposes only.

Property	Units	Value
Material	%	96% alumina, porous
Thickness	mm	2.0
Available Dimensions	mm	10 – 300 (cut to size)
Shape Restrictions		Any planar shape
Open porosity	%	15-25
Volume density	g/cm ²	3,0 – 3,4
Tensile strength	MPa	160
Modulus of elasticity	GPa	250
Coefficient of thermal expansion	10 ⁻⁶ K	8
Thermal conductivity	W/mK	22
Heat capacity	J/gK	0.7
Bulk resistivity	Ωcm	>10 ¹²
Dielectric constant (relative)		6-8
Dielectric loss factor	10 ⁻⁴	< 5
Dielectric Strength	10 ⁶ V/m	>12
Maximum Operating Temperature	°C	1200
Minimum Supply Quantity		50


Date Issued: 30th November 2012



Brobekkveien 104 A
NO – 0582 Oslo, Norway
www.keranor.no +47-22 88 13 20

We reserve the right to change this specification to comply with health and safety and best practice.
Please ensure that the most recent update specification is used

KeraCore™



Product Name: KeraCore™ HS/PA/3

All data in this specification is for guide purposes only.

Property	Units	Value
Material	%	96% alumina, porous
Thickness	mm	3.0
Available Dimensions	mm	10 – 300 (cut to size)
Shape Restrictions		Any planar shape
Open porosity	%	15-25
Volume density	g/cm ²	3,0 – 3,4
Tensile strength	MPa	160
Modulus of elasticity	GPa	250
Coefficient of thermal expansion	10 ⁻⁶ K	8
Thermal conductivity	W/mK	22
Heat capacity	J/gK	0.7
Bulk resistivity	Ωcm	>10 ¹²
Dielectric constant (relative)		6-8
Dielectric loss factor	10 ⁻⁴	< 5
Dielectric Strength	10 ⁶ V/m	>12
Maximum Operating Temperature	°C	1200
Minimum Supply Quantity		50


Date Issued: 30th November 2012



Brobekkveien 104 A
NO – 0582 Oslo, Norway
www.keranor.no +47-22 88 13 20

We reserve the right to change this specification to comply with health and safety and best practice.
Please ensure that the most recent update specification is used

KeraCore™



Product Name: KeraCore™ HS11/DA/1

All data in this specification is for guide purposes only.

Property	Units	Value
Material	%	99% alumina, dense
Base thickness	mm	1.0
Flute dimension	mm	0,9 x 0,9
Available Dimensions	mm	10 – 300 (cut to size)
Shape Restrictions		Any planar shape
Closed porosity	%	<3.0
Volume density	g/cm ³	3,6-3,9
Tensile strength	MPa	>300
Modulus of elasticity	GPa	350
Coefficient of thermal expansion	10 ⁻⁶ K	8
Thermal conductivity	W/mK	32
Heat capacity	J/gK	0.9
Bulk resistivity	Ωcm	>10 ¹²
Dielectric constant (relative)		6-8
Dielectric loss factor	10 ⁻⁴	< 5
Dielectric Strength	10 ⁶ V/m	>12
Maximum Operating Temperature	°C	1200
Minimum Supply Quantity		50


Date Issued: 30th November 2012



Brobekkveien 104 A
NO – 0582 Oslo, Norway
www.keranor.no +47-22 88 13 20

We reserve the right to change this specification to comply with health and safety and best practice.
Please ensure that the most recent update specification is used

KeraCore™



Product Name: KeraCore™ HS11/DA/2

All data in this specification is for guide purposes only.

Property	Units	Value
Material	%	99% alumina, dense
Base thickness	mm	2.0
Flute dimension	mm	0,9 x 0,9
Available Dimensions	mm	10 - 300 (cut to size)
Shape Restrictions		Any planar shape
Closed porosity	%	<3.0
Volume density	g/cm ³	3,6-3,9
Tensile strength	MPa	>300
Modulus of elasticity	GPa	350
Coefficient of thermal expansion	10 ⁻⁶ K	8
Thermal conductivity	W/mK	32
Heat capacity	J/gK	0.9
Bulk resistivity	Ωcm	>10 ¹²
Dielectric constant (relative)		6-8
Dielectric loss factor	10 ⁻⁴	< 5
Dielectric Strength	10 ⁶ V/m	>12
Maximum Operating Temperature	°C	1200
Minimum Supply Quantity		50


Date Issued: 30th November 2012



Brobekkveien 104 A
NO - 0582 Oslo, Norway
www.keranor.no +47-22 88 13 20

We reserve the right to change this specification to comply with health and safety and best practice.
Please ensure that the most recent update specification is used

KeraCore™



Product Name: KeraCore™ HS11/DA/3

All data in this specification is for guide purposes only.

Property	Units	Value
Material	%	99% alumina, dense
Base thickness	mm	3.0
Flute dimension	mm	0,9 x 0,9
Available Dimensions	mm	10 - 300 (cut to size)
Shape Restrictions		Any planar shape
Closed porosity	%	<3.0
Volume density	g/cm ³	3,6-3,9
Tensile strength	MPa	>300
Modulus of elasticity	GPa	350
Coefficient of thermal expansion	10 ⁻⁶ K	8
Thermal conductivity	W/mK	32
Heat capacity	J/gK	0.9
Bulk resistivity	Ωcm	>10 ¹²
Dielectric constant (relative)		6-8
Dielectric loss factor	10 ⁻⁴	< 5
Dielectric Strength	10 ⁶ V/m	>12
Maximum Operating Temperature	°C	1200
Minimum Supply Quantity		50


Date Issued: 30th November 2012



Brobekkveien 104 A
NO - 0582 Oslo, Norway
www.keranor.no +47-22 88 13 20

We reserve the right to change this specification to comply with health and safety and best practice.
Please ensure that the most recent update specification is used

KeraCore™



Product Name: KeraCore™ HS11/PA/1

All data in this specification is for guide purposes only.

Property	Units	Value
Material	%	96% alumina, porous
Base thickness	mm	1.0
Flute dimension	mm	0,9 x 0,9
Available Dimensions	mm	10 – 300 (cut to size)
Shape Restrictions		Any planar shape
Open porosity	%	15-25
Volume density	g/cm ²	3,0 – 3,4
Tensile strength	MPa	160
Modulus of elasticity	GPa	250
Coefficient of thermal expansion	10 ⁻⁶ K	8
Thermal conductivity	W/mK	22
Heat capacity	J/gK	0.7
Bulk resistivity	Ωcm	>10 ¹²
Dielectric constant (relative)		6-8
Dielectric loss factor	10 ⁻⁴	< 5
Dielectric Strength	10 ⁶ V/m	>12
Maximum Operating Temperature	°C	1200
Minimum Supply Quantity		50


Date Issued: 30th November 2012



Brobekkveien 104 A
NO – 0582 Oslo, Norway
www.keranor.no +47-22 88 13 20

We reserve the right to change this specification to comply with health and safety and best practice.
Please ensure that the most recent update specification is used

KeraCore™



Product Name: KeraCore™ HS11/PA/2

All data in this specification is for guide purposes only.

Property	Units	Value
Material	%	96% alumina, porous
Base thickness	mm	2.0
Flute dimension	mm	0,9 x 0,9
Available Dimensions	mm	10 – 300 (cut to size)
Shape Restrictions		Any planar shape
Open porosity	%	15-25
Volume density	g/cm ²	3,0 – 3,4
Tensile strength	MPa	160
Modulus of elasticity	GPa	250
Coefficient of thermal expansion	10 ⁻⁶ K	8
Thermal conductivity	W/mK	22
Heat capacity	J/gK	0.7
Bulk resistivity	Ωcm	>10 ¹²
Dielectric constant (relative)		6-8
Dielectric loss factor	10 ⁻⁴	< 5
Dielectric Strength	10 ⁶ V/m	>12
Maximum Operating Temperature	°C	1200
Minimum Supply Quantity		50


Date Issued: 30th November 2012



Brobekkveien 104 A
NO – 0582 Oslo, Norway
www.keranor.no +47-22 88 13 20

We reserve the right to change this specification to comply with health and safety and best practice.
Please ensure that the most recent update specification is used

KeraCore™



Product Name: KeraCore™ HS11/PA/3

All data in this specification is for guide purposes only.

Property	Units	Value
Material	%	96% alumina, porous
Base thickness	mm	3.0
Flute dimension	mm	0,9 x 0,9
Available Dimensions	mm	10 – 300 (cut to size)
Shape Restrictions		Any planar shape
Open porosity	%	15-25
Volume density	g/cm ²	3,0 – 3,4
Tensile strength	MPa	160
Modulus of elasticity	GPa	250
Coefficient of thermal expansion	10 ⁻⁶ K	8
Thermal conductivity	W/mK	22
Heat capacity	J/gK	0.7
Bulk resistivity	Ωcm	>10 ¹²
Dielectric constant (relative)		6-8
Dielectric loss factor	10 ⁻⁴	< 5
Dielectric Strength	10 ⁶ V/m	>12
Maximum Operating Temperature	°C	1200
Minimum Supply Quantity		50

Date Issued: 30th November 2012



Brobekkveien 104 A
NO – 0582 Oslo, Norway
www.keranor.no +47-22 88 13 20

We reserve the right to change this specification to comply with health and safety and best practice.
Please ensure that the most recent update specification is used